



Greater Las Vegas Association of REALTORS® July 2017 Statistics



	Single Family Residential Units			Condo/Townhouse Units		
AVAILABILITY AT END OF PERIOD	Jul 17	Change from Jun 17	Change from Jul 16	Jul 17	Change from Jun 17	Change from Jul 16
# of available units listed	10,184	-5.2%	-22.9%	1,650	-4.5%	-31.3%
Median list price of available units	\$ 298,900	+0.5%	+12.8%	139,999	+0.1%	+21.2%
Average list price of available units	\$ 439,842	+1.2%	+15.7%	164,429	-0.8%	+21.9%
*AVAILABILITY AT END OF PERIOD	Jul 17	Change from Jun 17	Change from Jul 16	Jul 17	Change from Jun 17	Change from Jul 16
# of available units listed w/o offers	4,995	-3.5%	-31.9%	625	-2.2%	-48.4%
Median list price of available units w/o offers	\$ 354,988	-0.8%	+14.5%	\$ 158,000	-1.2%	+37.4%
Average list price of available units w/o offers	\$ 575,319	+0.6%	+22.6%	\$ 194,111	+0.3%	+36.7%
NEW LISTINGS THIS PERIOD	Jul 17	Change from Jun 17	Change from Jul 16	Jul 17	Change from Jun 17	Change from Jul 16
# of new listings	3,699	-5.8%	-5.2%	739	-4.5%	+6.9%
Median price of new listings	\$ 274,900	-0.0%	+10.0%	\$ 139,000	-0.6%	+15.8%
Average price of new listings	\$ 349,058	-0.6%	+11.0%	\$ 154,598	-6.0%	+13.7%
UNITS SOLD THIS PERIOD	Jul 17	Change from Jun 17	Change from Jul 16	Jul 17	Change from Jun 17	Change from Jul 16
# of units sold	3,142	-12.3%	+10.8%	656	-16.3%	+7.5%
Median price of units sold	\$ 260,000	+1.0%	+10.2%	\$ 138,000	+7.8%	+20.0%
Average price of units sold	\$ 303,198	+2.7%	+9.9%	\$ 158,294	+10.5%	+28.9%
TIME ON MARKET FOR UNITS SOLD THIS PERIOD	Jul 17	Jun 17	Jun 16	Jul 17	Jun 17	Jun 16
0-30 days	67.2%	68.5%	57.1%	74.7%	74.6%	51.8%
31-60 days	15.0%	14.8%	17.8%	13.0%	12.6%	17.0%
61-90 days	7.2%	6.6%	8.9%	4.3%	5.1%	11.1%
91-120 days	4.3%	3.8%	5.5%	3.2%	3.3%	5.4%
121+ days	6.3%	6.3%	10.6%	4.9%	4.3%	14.6%
TOTAL HOME SALES DOLLAR VALUE FOR UNITS SOLD THIS PERIOD	Jul 17	Change from Jun 17	Change from Jul 16	Jul 17	Change from Jun 17	Change from Jul 16
	\$ 952,649,322	-10.0%	+21.7%	\$ 103,840,675	-7.5%	+38.6%

*This category reflects the existing market availability of listings without pending or contingent offers.

Source: Greater Las Vegas Association of REALTORS®

For media inquiries, please call George McCabe, with B&P Public Relations, at (702) 325-7358.

DISCLAIMER: This data is based on information from the Greater Las Vegas Association of REALTORS® (GLVAR) Multiple Listing Service (MLS). This information is deemed reliable but is not guaranteed. MLS collects, compiles and distributes information about homes listed for sale by its subscribers who are real estate agents. MLS subscription is available to all real estate agents licensed in Nevada, but is not available to the general public. Not all licensed agents subscribe to the MLS. MLS does not include all new homes available or listings from non-MLS agents, nor does it include properties for sale by owner. The territorial jurisdiction of the GLVAR as a member of the National Association of REALTORS® includes Clark, Nye, Lincoln and White Pine Counties, Nevada, and such other areas as from time to time may be allocated to the GLVAR by the Board of Directors of the National Association of REALTORS®.



Greater Las Vegas Association of REALTORS® July 2017 Statistics

Sold Units Statistics by Area (see map)

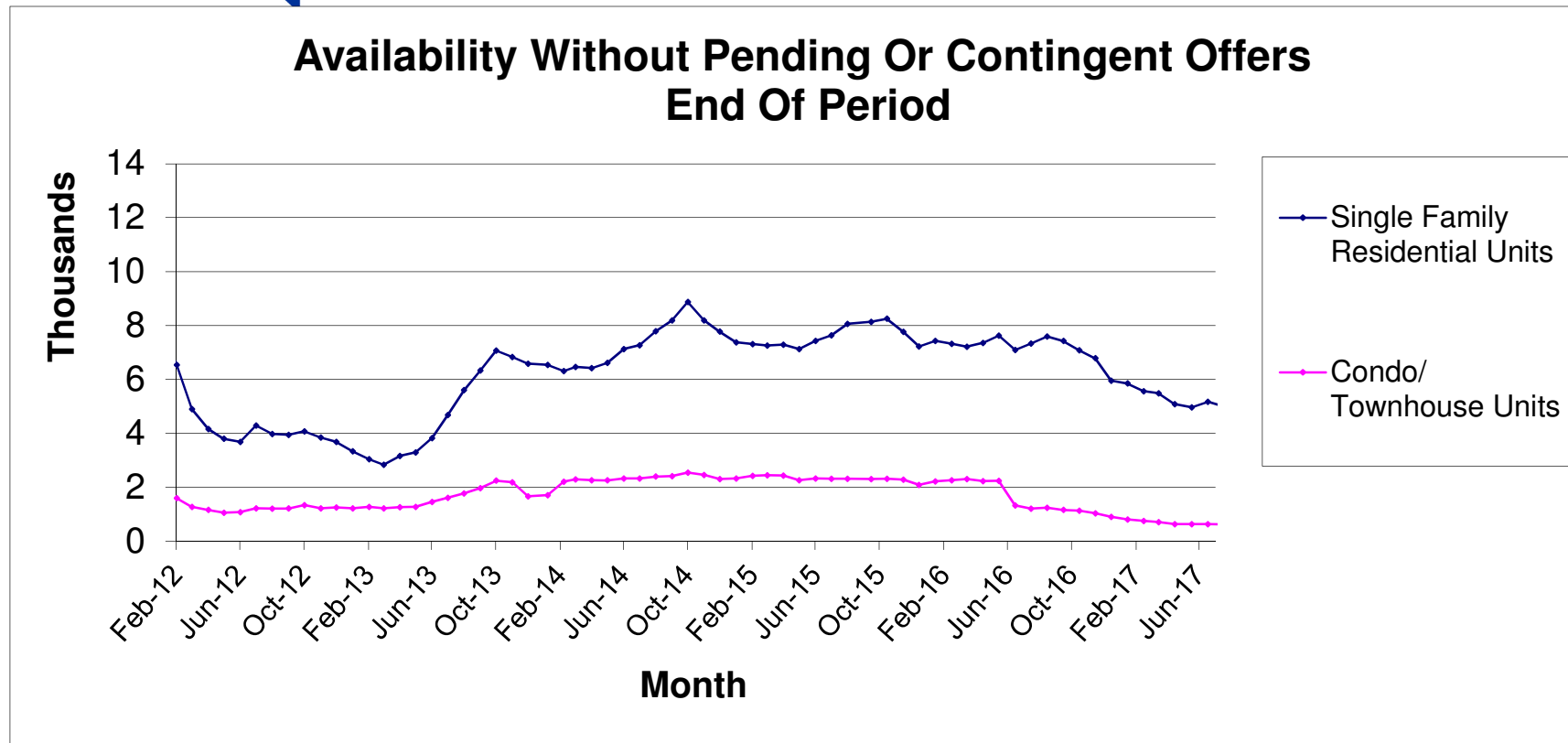
Area	Single Family Residential Units			Condo/Townhouse Units		
	# of units sold	Median Sold Price	Average Sold Price	# of units sold	Median Sold Price	Average Sold Price
101 - North	37	\$150,000	\$149,454	2	\$82,250	\$82,250
102 - North	183	\$277,000	\$243,256	4	\$113,000	\$116,750
103 - North	338	\$232,750	\$243,256	26	\$150,450	\$152,876
201 - East	60	\$140,000	\$140,141	5	\$82,500	\$154,500
202 - East	56	\$160,500	\$160,432	14	\$70,500	\$76,278
203 - East	87	\$198,000	\$218,013	16	\$80,500	\$85,736
204 - East	125	\$199,000	\$204,001	22	\$113,000	\$117,345
301 - South	68	\$200,000	\$234,456	48	\$118,500	\$121,813
302 - South	67	\$205,000	\$225,523	48	\$98,000	\$103,007
303 - South	161	\$265,000	\$288,600	39	\$167,000	\$163,482
401 - North West	41	\$185,000	\$240,465	7	\$80,000	\$75,286
402 - North West	101	\$185,000	\$192,122	21	\$90,000	\$101,161
403 - North West	89	\$260,000	\$280,146	61	\$125,000	\$131,488
404 - North West	129	\$365,000	\$487,588	30	\$240,000	\$370,668
405 - North West	247	\$262,000	\$303,345	30	\$136,030	\$148,322
501 - South West	58	\$286,250	\$293,658	29	\$102,000	\$114,776
502 - South West	162	\$351,000	\$481,506	28	\$128,209	\$175,658
503 - South West	123	\$299,573	\$347,578	75	\$152,500	\$173,405
504 - South West	178	\$268,000	\$297,959	16	\$128,500	\$135,306
505 - South West	204	\$285,000	\$325,128	18	\$193,750	\$201,272
601 - Henderson	43	\$284,000	\$399,446	14	\$172,500	\$171,357
602 - Henderson	81	\$298,000	\$317,367	31	\$171,500	\$169,629
603 - Henderson	51	\$320,000	\$346,702	14	\$197,500	\$219,643
604 - Henderson	50	\$263,700	\$271,542	4	\$138,500	\$140,025
605 - Henderson	102	\$296,000	\$295,565	15	\$160,000	\$164,793
606 - Henderson	203	\$364,000	\$457,768	25	\$247,900	\$259,433
701 - Boulder City	14	\$295,000	\$316,607	3	\$116,000	\$113,500
702 - Boulder City	4	\$542,500	\$591,250	3	\$225,000	\$206,500
800 - Mesquite	3	\$225,000	\$276,167	2	\$129,950	\$129,950
801 - Muddy River (Moapa, Glendale, Logandale, Overton)	7	\$229,900	\$247,129	-	\$0	\$0
802 - Mt. Charleston/Lee Canyon	1	\$275,000	\$275,000	-	\$0	\$0
803 - Indian Springs/Cold Creek	1	\$230,000	\$230,000	-	\$0	\$0
804 - Mountain Springs	-	\$0	\$0	-	\$0	\$0
805 - Blue Diamond	1	\$385,000	\$385,000	-	\$0	\$0
806 - State Line/Jean/Goodsprings	-	\$0	\$0	-	\$0	\$0
807 - Sandy Valley	-	\$0	\$0	-	\$0	\$0
808 - Laughlin	1	\$157,000	\$157,000	2	\$90,500	\$90,500
809 - Other Clark County	-	\$0	\$0	-	\$0	\$0
810 - Pahrump	43	\$190,000	\$203,841	1	\$43,500	\$43,500
811 - Nye County	1	\$175,000	\$175,000	-	\$0	\$0
812 - Lincoln County	6	\$125,000	\$139,000	-	\$0	\$0
813 - Other Nevada	1	\$14,600	\$14,600	-	\$0	\$0
814 - Amargosa Valley	-	\$0	\$0	-	\$0	\$0
815 - Beatty	-	\$0	\$0	-	\$0	\$0
816 - White Pine County	15	\$149,500	\$174,526	-	\$0	\$0
817 - Searchlight	-	\$0	\$0	-	\$0	\$0
900 - Outside Nevada	2	\$442,500	\$442,500	3	\$422,750	\$432,250

Source: Greater Las Vegas Association of REALTORS®

For media inquiries, please call George McCabe, B&P Public Relations, at (702) 325-7358.

DISCLAIMER: This data is based on information from the Greater Las Vegas Association of REALTORS® (GLVAR) Multiple Listing Service (MLS). This information is deemed reliable but is not guaranteed. MLS collects, compiles and distributes information about homes listed for sale by its subscribers who are real estate agents. MLS subscription is available to all real estate agents licensed in Nevada, but is not available to the general public. Not all licensed agents subscribe to the MLS. MLS does not include all new homes available or listings from non-MLS agents, nor does it include properties for sale by owner. The territorial jurisdiction of the GLVAR as a member of the National Association of REALTORS® includes Clark, Nye, Lincoln and White Pine Counties, Nevada, and such other areas as from time to time may be allocated to the GLVAR by the Board of Directors of the National Association of REALTORS®.

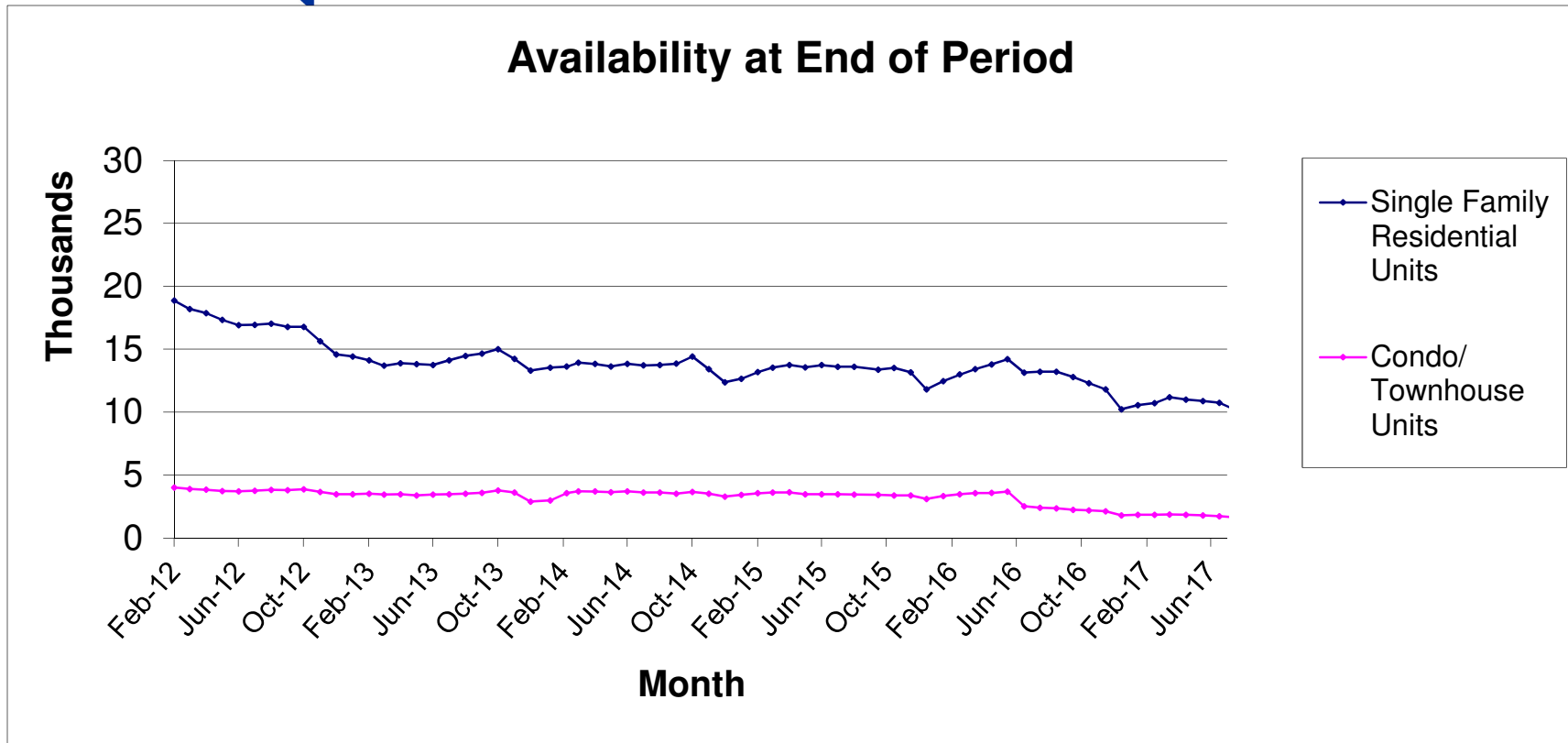
Availability Without Pending Or Contingent Offers End Of Period



Source: Greater Las Vegas Association of REALTORS®

For media inquires, please call George McCabe, B&P Public Relations, at (702) 325-7358.

DISCLAIMER: This data is based on information from the Greater Las Vegas Association of REALTORS® (GLVAR) Multiple Listing Service (MLS). This information is deemed reliable but is not guaranteed. MLS collects, compiles and distributes information about homes listed for sale by its subscribers who are real estate agents. MLS subscription is available to all real estate agents licensed in Nevada, but is not available to the general public. Not all licensed agents subscribe to the MLS. MLS does not include all new homes available or listings from non-MLS agents, nor does it include properties for sale by owner. The territorial jurisdiction of the GLVAR as a member of the National Association of REALTORS® includes Clark, Nye, White Pine and Lincoln Counties, Nevada, and such other areas as from time to time may be allocated to the GLVAR by the Board of Directors of the National Association of REALTORS®.



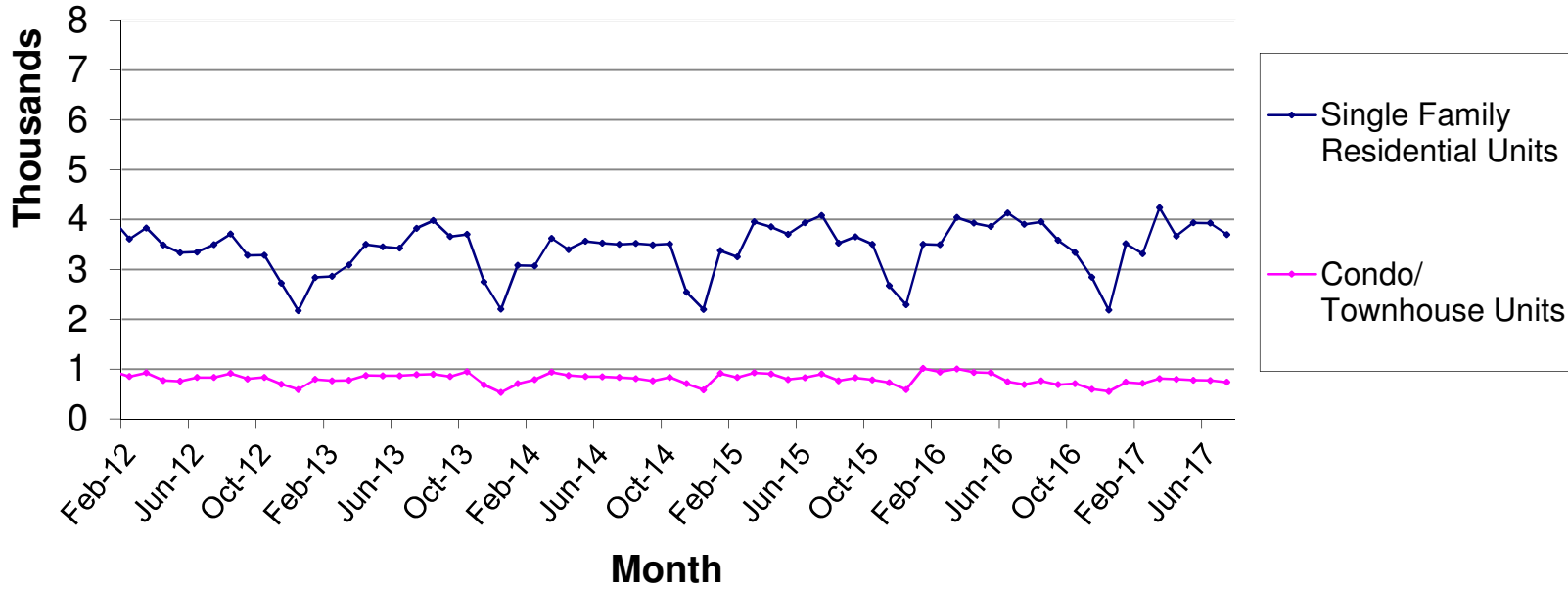
Source: Greater Las Vegas Association of REALTORS®

For media inquires, please call George McCabe, B&P Public Relations, at (702) 325-7358.

DISCLAIMER: This data is based on information from the Greater Las Vegas Association of REALTORS® (GLVAR) Multiple Listing Service (MLS). This information is deemed reliable but is not guaranteed. MLS collects, compiles and distributes information about homes listed for sale by its subscribers who are real estate agents. MLS subscription is available to all real estate agents licensed in Nevada, but is not available to the general public. Not all licensed agents subscribe to the MLS. MLS does not include all new homes available or listings from non-MLS agents, nor does it include properties for sale by owner. The territorial jurisdiction of the GLVAR as a member of the National Association of REALTORS® includes Clark, Nye, White Pine and Lincoln Counties, Nevada, and such other areas as from time to time may be allocated to the GLVAR by the Board of Directors of the National Association of REALTORS®.



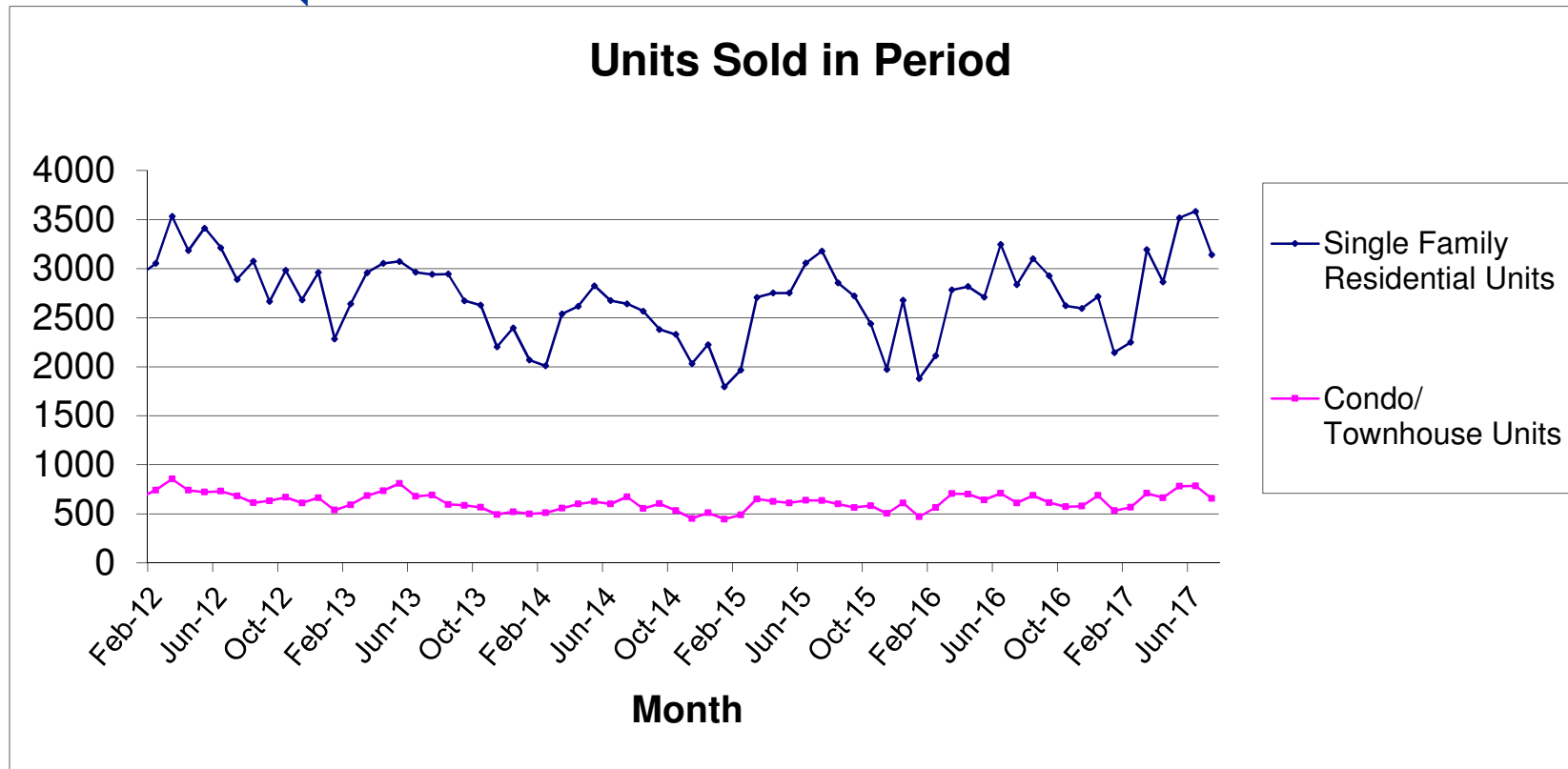
Number of New Listings



Source: Greater Las Vegas Association of REALTORS®

For media inquires, please call George McCabe, B&P Public Relations, at (702) 325-7358.

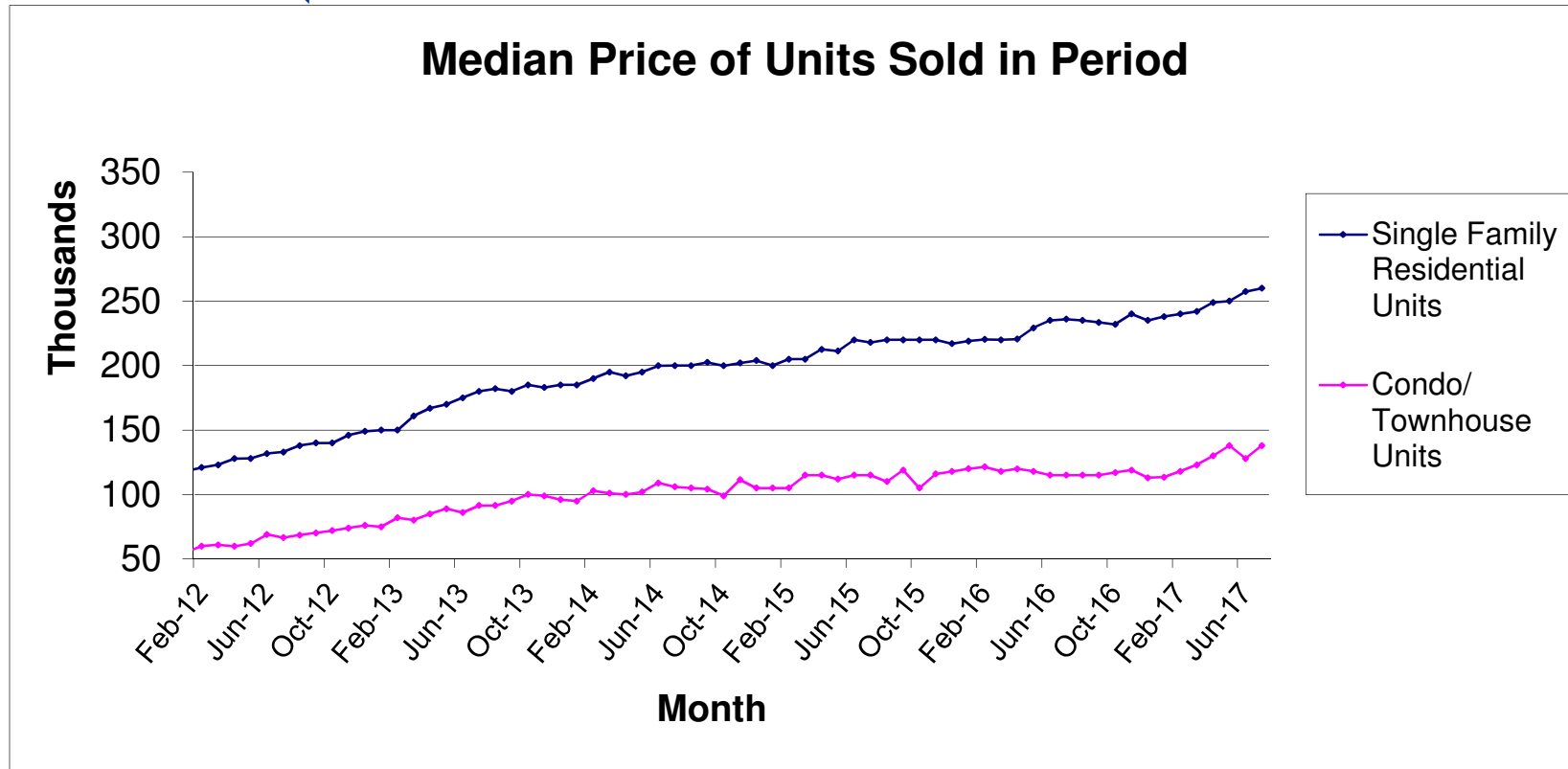
DISCLAIMER: This data is based on information from the Greater Las Vegas Association of REALTORS® (GLVAR) Multiple Listing Service (MLS). This information is deemed reliable but is not guaranteed. MLS collects, compiles and distributes information about homes listed for sale by its subscribers who are real estate agents. MLS subscription is available to all real estate agents licensed in Nevada, but is not available to the general public. Not all licensed agents subscribe to the MLS. MLS does not include all new homes available or listings from non-MLS agents, nor does it include properties for sale by owner. The territorial jurisdiction of the GLVAR as a member of the National Association of REALTORS® includes Clark, Nye, White Pine and Lincoln Counties, Nevada, and such other areas as from time to time may be allocated to the GLVAR by the Board of Directors of the National Association of REALTORS®.



Source: Greater Las Vegas Association of REALTORS®

For media inquires, please call George McCabe, B&P Public Relations, at (702) 325-7358.

DISCLAIMER: This data is based on information from the Greater Las Vegas Association of REALTORS® (GLVAR) Multiple Listing Service (MLS). This information is deemed reliable but is not guaranteed. MLS collects, compiles and distributes information about homes listed for sale by its subscribers who are real estate agents. MLS subscription is available to all real estate agents licensed in Nevada, but is not available to the general public. Not all licensed agents subscribe to the MLS. MLS does not include all new homes available or listings from non-MLS agents, nor does it include properties for sale by owner. The territorial jurisdiction of the GLVAR as a member of the National Association of REALTORS® includes Clark, Nye, White Pine and Lincoln Counties, Nevada, and such other areas as from time to time may be allocated to the GLVAR by the Board of Directors of the National Association of REALTORS®.

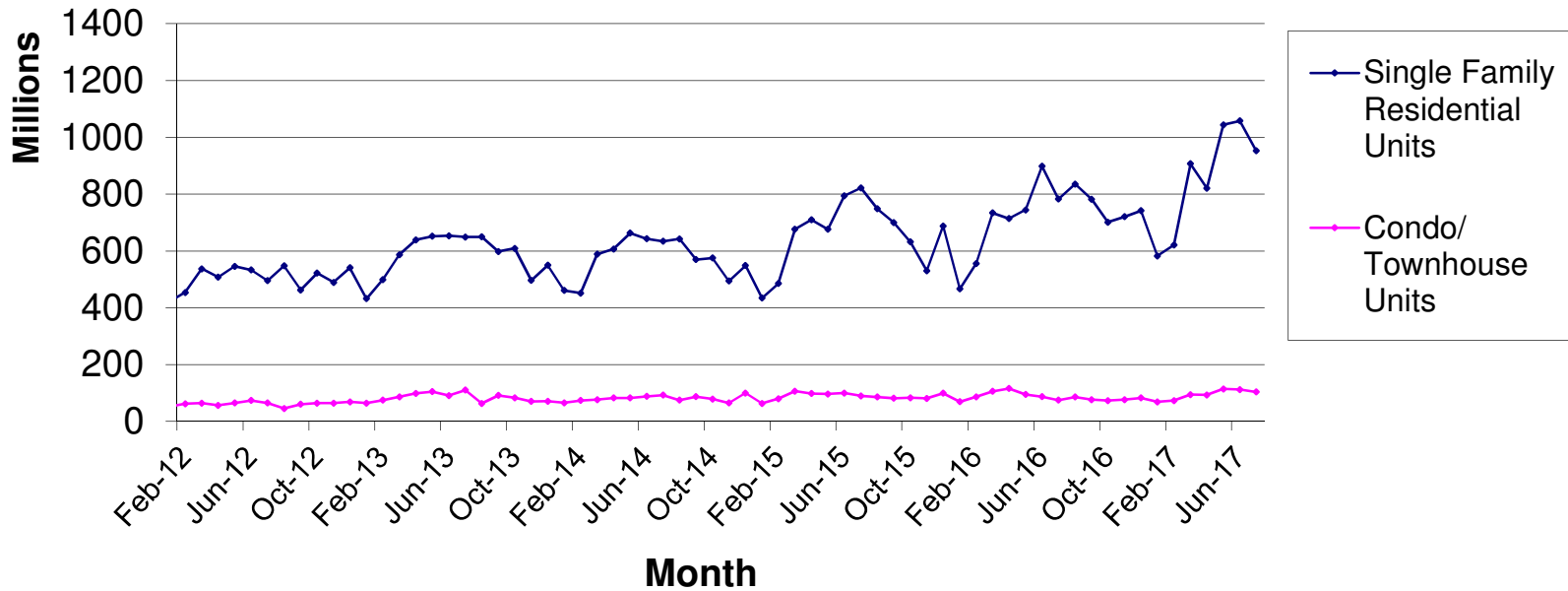


Source: Greater Las Vegas Association of REALTORS®

For media inquires, please call George McCabe, B&P Public Relations, at (702) 325-7358.

DISCLAIMER: This data is based on information from the Greater Las Vegas Association of REALTORS® (GLVAR) Multiple Listing Service (MLS). This information is deemed reliable but is not guaranteed. MLS collects, compiles and distributes information about homes listed for sale by its subscribers who are real estate agents. MLS subscription is available to all real estate agents licensed in Nevada, but is not available to the general public. Not all licensed agents subscribe to the MLS. MLS does not include all new homes available or listings from non-MLS agents, nor does it include properties for sale by owner. The territorial jurisdiction of the GLVAR as a member of the National Association of REALTORS® includes Clark, Nye, White Pine and Lincoln Counties, Nevada, and such other areas as from time to time may be allocated to the GLVAR by the Board of Directors of the National Association of REALTORS®.

Total Home Sales Value for Units Sold in Period



Source: Greater Las Vegas Association of REALTORS®

For media inquires, please call George McCabe, B&P Public Relations, at (702) 325-7358.

DISCLAIMER: This data is based on information from the Greater Las Vegas Association of REALTORS® (GLVAR) Multiple Listing Service (MLS). This information is deemed reliable but is not guaranteed. MLS collects, compiles and distributes information about homes listed for sale by its subscribers who are real estate agents. MLS subscription is available to all real estate agents licensed in Nevada, but is not available to the general public. Not all licensed agents subscribe to the MLS. MLS does not include all new homes available or listings from non-MLS agents, nor does it include properties for sale by owner. The territorial jurisdiction of the GLVAR as a member of the National Association of REALTORS® includes Clark, Nye, White Pine and Lincoln Counties, Nevada, and such other areas as from time to time may be allocated to the GLVAR by the Board of Directors of the National Association of REALTORS®.