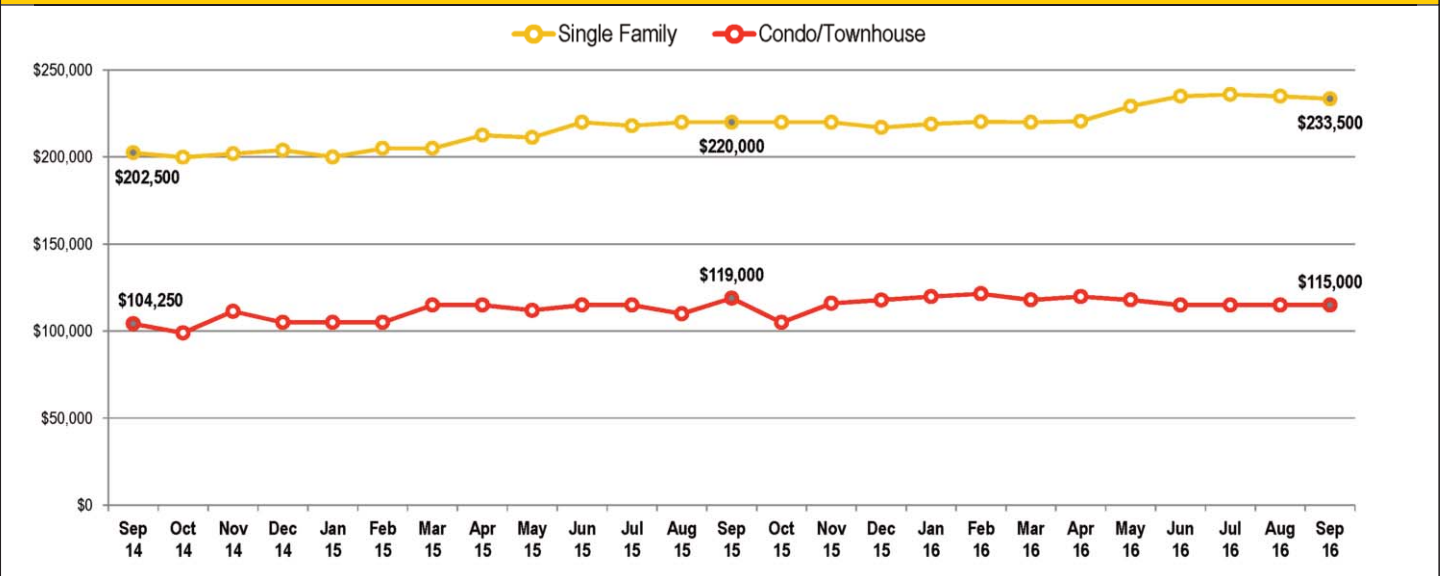
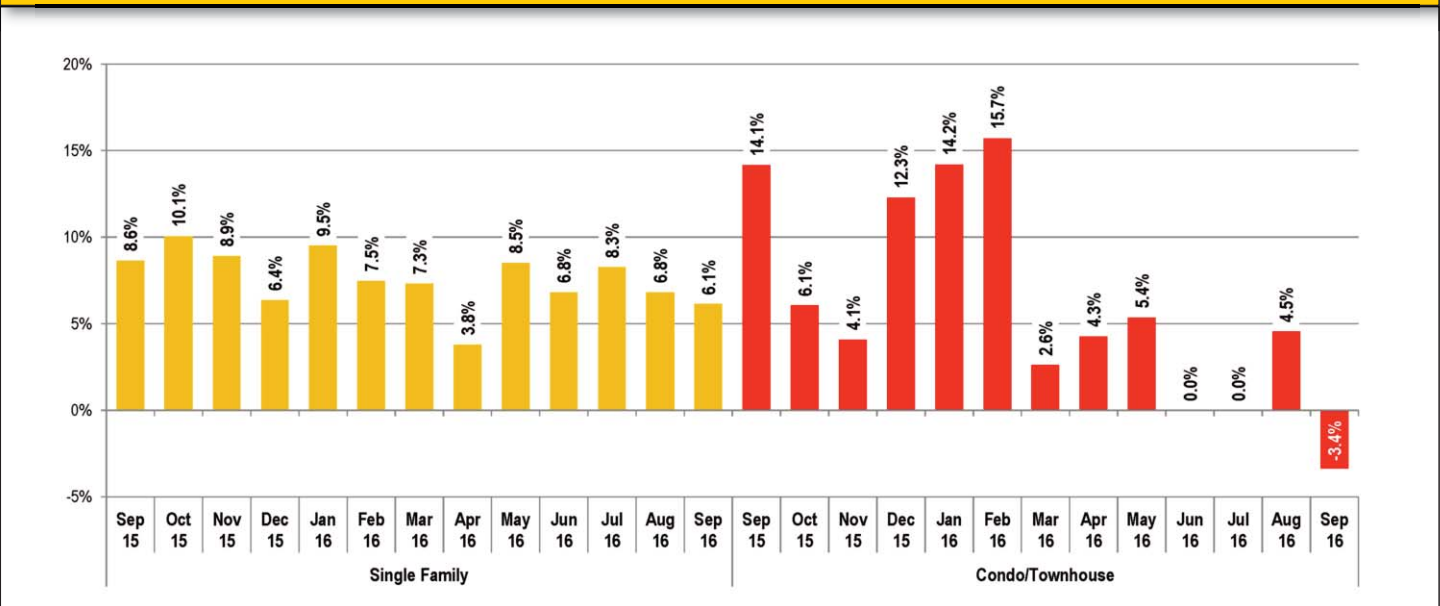


### MEDIAN RESALE HOME CLOSING PRICES BY PRODUCT TYPE



### MEDIAN RESALE PRICE APPRECIATION (YEAR-OVER-YEAR) BY PRODUCT TYPE



CHICAGO TITLE

9075 West Diablo Dr., Ste. 100  
Las Vegas, NV 89148



Valerie Grijalva  
702.528.2409  
ValerieG@ctt.com



Ryan Pulliam  
702.528.2410  
rp@ctt.com



Jamie Lewis  
702.817.9285  
jamie.lewis@ctt.com



John Sanders  
702.528.2429  
john.sanders@ctt.com



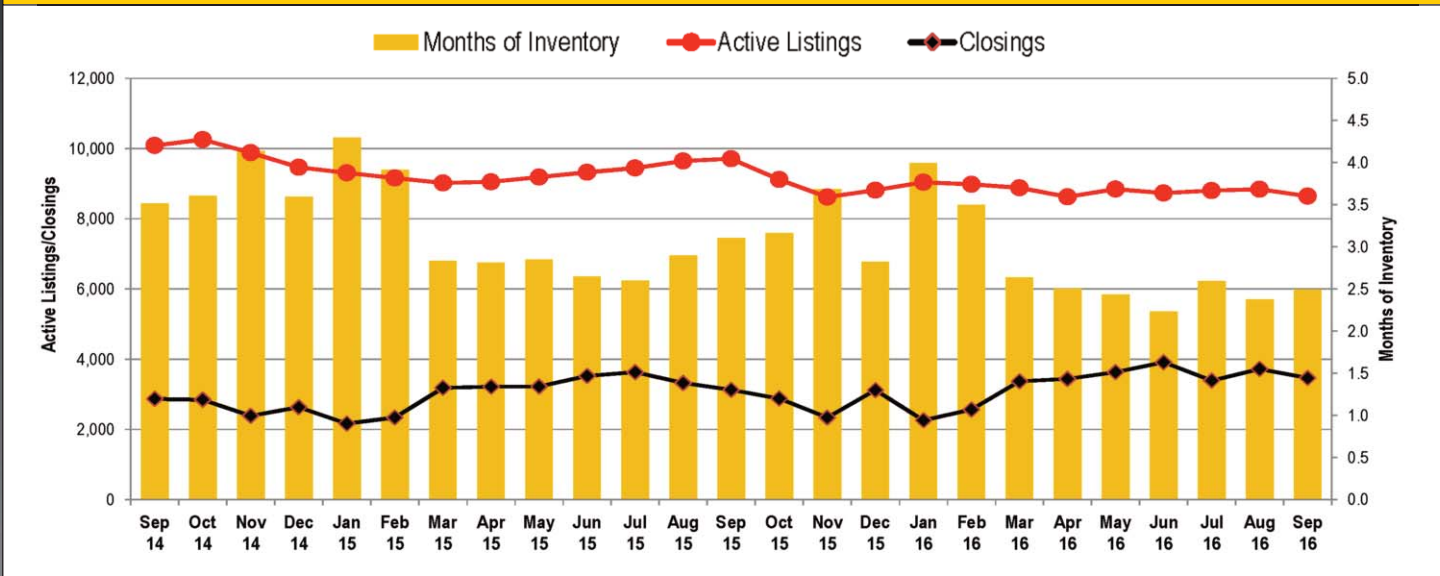
Marisol Delsi  
702.279.0563  
Marisol@ctt.com



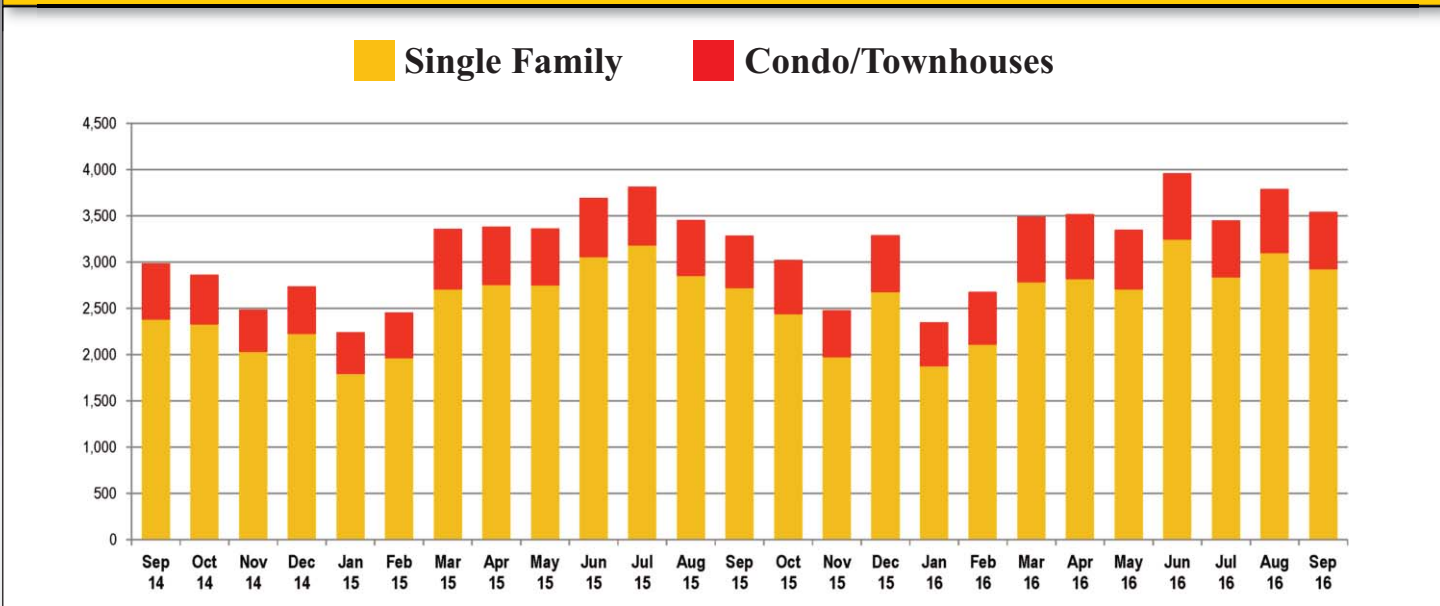
Karin Bond  
702.290.7262  
Karin@ctt.com

Henry Buchanan • Senior Vice President • Director of Marketing • 702.528.2411 • hsb@ctt.com

### MONTHS OF INVENTORY, ACTIVE LISTINGS & CLOSINGS



### NUMBER OF RESALE HOME CLOSINGS BY PRODUCT TYPE



CHICAGO TITLE

9075 West Diablo Dr., Ste. 100  
Las Vegas, NV 89148



Valerie Grijalva  
702.528.2409  
ValerieG@ctt.com



Ryan Pulliam  
702.528.2410  
rp@ctt.com



Jamie Lewis  
702.817.9285  
jamie.lewis@ctt.com



John Sanders  
702.528.2429  
john.sanders@ctt.com



Marisol Delsi  
702.279.0563  
Marisol@ctt.com



Karin Bond  
702.290.7262  
Karin@ctt.com

Henry Buchanan • Senior Vice President • Director of Marketing • 702.528.2411 • hsb@ctt.com



# RESIDENTIAL PROPERTY STATISTICS – SEPTEMBER 2016

## HOUSING MARKET

Homes on the Market		Number of Resale Closings by Month						Months of Inventory
Price Range	Sep-16	Apr-16	May-16	Jun-16	Jul-16	Aug-16	Sep-16	
\$0 - \$99,999	620	341	332	359	300	340	317	2.0
\$100,000 - \$119,999	216	157	178	167	142	151	132	1.6
\$120,000 - \$139,999	294	185	184	214	201	200	188	1.6
\$140,000 - \$159,999	356	270	229	268	214	199	225	1.6
\$160,000 - \$179,999	418	342	352	353	311	367	343	1.2
\$180,000 - \$199,999	471	331	362	339	322	323	291	1.6
\$200,000 - \$249,999	1,249	727	725	792	671	786	720	1.7
\$250,000 - \$299,999	1,203	441	457	509	474	539	470	2.6
\$300,000 - \$399,999	1,541	381	484	538	448	489	486	3.2
\$400,000 - \$499,999	794	137	174	199	152	176	166	4.8
\$500,000 - \$999,999	1,089	115	124	147	137	133	112	9.4
\$1,000,000 and Over	431	26	14	33	23	21	19	22.7
<b>Total</b>	<b>8,650</b>	<b>3,453</b>	<b>3,615</b>	<b>3,918</b>	<b>3,395</b>	<b>3,724</b>	<b>3,469</b>	<b>2.5</b>

Note: Homes on the market reflect available listings, excluding contingent and pending homes (those under contract).



**CHICAGO TITLE**

9075 West Diablo Dr., Ste. 100  
Las Vegas, NV 89148



Valerie Grijalva  
702.528.2409  
ValerieG@ctt.com



Ryan Pulliam  
702.528.2410  
rp@ctt.com



Jamie Lewis  
702.817.9285  
jamie.lewis@ctt.com



John Sanders  
702.528.2429  
john.sanders@ctt.com



Marisol Delsi  
702.279.0563  
Marisol@ctt.com



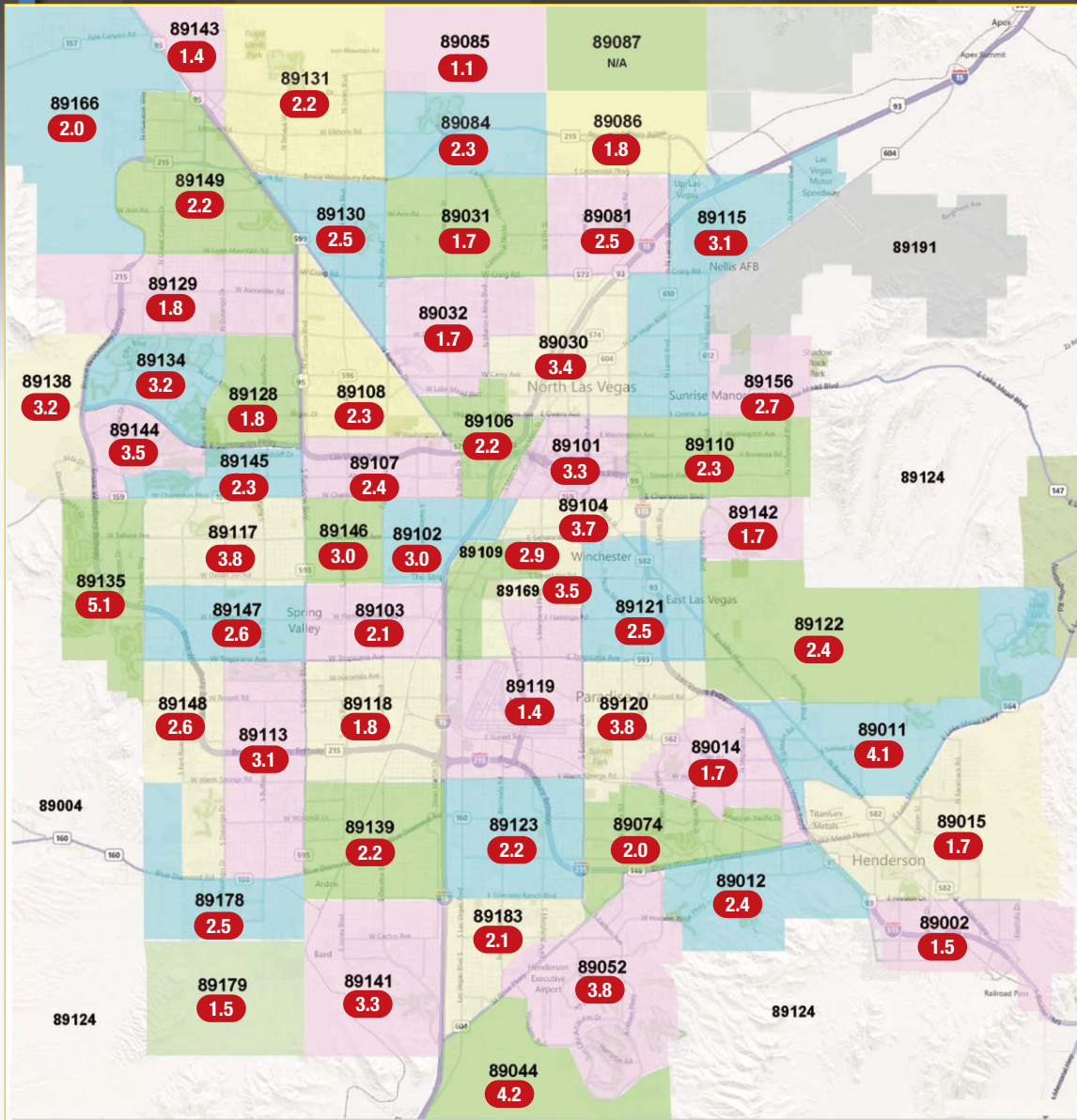
Karin Bond  
702.290.7262  
Karin@ctt.com

Henry Buchanan • Senior Vice President • Director of Marketing • 702.528.2411 • hsb@ctt.com





# MONTHS OF HOUSING INVENTORY BY ZIP CODE - SEPTEMBER 2016



Note: Inventory includes available homes (excluding contingent and pending properties) relative to closings.



**CHICAGO TITLE**

9075 West Diablo Dr., Ste. 100  
Las Vegas, NV 89148



Valerie Grijalva  
702.528.2409  
ValerieG@ctt.com



Ryan Pulliam  
702.528.2410  
rp@ctt.com



Jamie Lewis  
702.817.9285  
jamie.lewis@ctt.com



John Sanders  
702.528.2429  
john.sanders@ctt.com



Marisol Delsi  
702.279.0563  
Marisol@ctt.com



Karin Bond  
702.290.7262  
Karin@ctt.com

Henry Buchanan • Senior Vice President • Director of Marketing • 702.528.2411 • hsb@ctt.com